
 PHILIPPINE HEART CENTER INCIDENT COMMAND POST	Document Type GUIDELINES	Document Code: GL-OED-ICP-077
	Document Title Proper Use of Powdered Air Purifying Respirator (PAPR)	Effective Date: August 2021
		Revision Number: 0
		Page: 1 of 4

REVISION HISTORY			
Rev No.	Review Date	Description of Change	Date of Next Review

Reviewed by:	 GERARDO S. MANZO, MD Incident Commander	Approved by:	 JOEL M. ABANILLA, MD Executive Director
--------------	--	--------------	--

 <p>PHILIPPINE HEART CENTER</p> <p>INCIDENT COMMAND POST</p>	DocumentType	DocumentCode: GL-OED-ICP-077
	GUIDELINES	Effective Date: August 2021
	DocumentTitle	Revision Number: 0
	Proper Use of Powdered Air Purifying Respirator (PAPR)	Page: 2 of 4

1. OBJECTIVE

This guideline will serve as a guide in the use, maintenance and parts disposal of Powered Air Purifying Respirator (PAPR) to ensure safety of the wearer and the healthcare environment.

Powered Air Purifying Respirator (PAPR) – a personal protective equipment intended to be used to provide protection by filtering the contaminated air via the filter build in to the blower and then supply fresh air from breathing tube to the face shield. It is a combined face and breathing protection device for increased safety and comfort

Health Care Worker (HCW)– refers to medical personnel (doctors, nurses, attendants) delivering care to covid positive and suspect patients

2. SCOPE

This guideline applies to all health care personnel who are using the Powered Air Purifying Respirator (PAPR).

3. GUIDELINES

1. All medical personnel shall wear the PAPR while on duty in areas catering for suspect or confirmed COVID-19 patients.

1.1. Use of the equipment

- 1.1.1. The PAPR shall be endorsed to HCW prior to use


- 1.1.1.1. The HCW shall log the use of the turbo respirator in the PAPR Endorsement logbook for tracking

- 1.1.2. The HCW shall check the PAPR for any damages or leaks to verify if it operates properly before each use

- a. The HCW shall ensure that all parts are complete, connected and secured prior to use.

- air fed hood

- respirator protection unit (turbo unit + filter + waist belt)

 <p>PHILIPPINE HEART CENTER</p> <p>INCIDENT COMMAND POST</p>	Document Type	Document Code: GL-OED-ICP-077
	GUIDELINES	Effective Date: August 2021
	Document Title	Revision Number: 0
	Proper Use of Powdered Air Purifying Respirator (PAPR)	Page: 3 of 4

- lithium-ion battery with charger
- breathing tube with end settings
- shoulder harness
- airflow tested

b. The HCW shall test airflow to verify if it has adequate air volume.

1.1.3. The PAPR hood shall not be removed inside the contaminated/ dirty area.

1.1.4. The HCW shall ensure the following:

- a. Turn the system ON before donning the hood.
- b. Pull the hood over the head, with the elastic trap under the chin, over the ears, and wrapped around the back of the head.
- c. Ensure visor is fitted centrally to the face.
- d. Do not turn OFF unit until the hood has been doffed.

1.1.5. The HCW shall immediately remove the PAPR if he/she experiences the following:

- a. difficulty in breathing
- b. dizziness or disorientation
- c. taste or smell contaminants
- d. decreased or no airflow to the headcover


1.2. Maintenance of the equipment

a. Headcover / Air-fed Hood

1. Each HCW shall be issued a headcover / air-fed hood for personal use.
2. The headcover / air-fed hood must be cleaned after each use by wiping it with soap and water or disinfectant wipes.
3. The headcover / air-fed hood shall be replaced monthly or once damaged.

b. Pre-filter & Hepa-filter

1. The pre-filter must be changed every use or when wet or heavily loaded with particles.
2. The hepa-filter shall be changed every 6 months or if it does not give enough airflow. Never attempt to clean the filter by any means as it can damage the filter media easily.

 <p>PHILIPPINE HEART CENTER</p> <p>INCIDENT COMMAND POST</p>	Document Type	Document Code: GL-OED-ICP-077
	GUIDELINES	Effective Date: August 2021
	Document Title	Revision Number: 0
	Proper Use of Powdered Air Purifying Respirator (PAPR)	Page: 4 of 4

c. Breathing Tube

1. Each HCW shall be issued a breathing tube for personal use.
2. The breathing tube must be changed yearly or once broken or has crevasse.
3. The breathing tube must be cleaned after each use by wiping it with soap and water.

d. Batteries

1. The batteries shall be charged after 4-6 hours of use.
2. The battery must be charged when the low battery alarm rings. The battery must be allowed to warm up to achieve full battery capacity
3. Charge Time is 3-4 hours.
4. The charger must only be used indoors and not be used for anything else than it was designed for.

e. Turbo Unit

1. The Turbo Unit must be stored in a dry, clean, less humid environment. The equipment must be protected from dust, particles, and other contamination
2. The Turbo unit must be sanitized after each use using alcohol on damp cloth. Do not directly spray with alcohol.
3. The EMD shall conduct quarterly preventive maintenance of the Turbo Unit

1.3. Disposal of Parts

- 1.3.1. Pre-filters and used filters shall be disposed-off in yellow trash bins.
 - 1.3.2. The turbo respirator shall be turned-in once condemned for proper disposal.
 - 1.3.3. Hoods and breathing tubes shall be wrapped in yellow bags and disposed in yellow trash bins.
2. All personnel shall receive proper training and/or orientation on how to properly use the PAPR prior to any use of the device.
 - 2.1. The Nursing Academics Division (NAD) shall conduct updates to new users of the device